

Solution Highlights

- Decreases report generation time by up to 80%
- Automatically creates single pages for each result and group combination in HyperView
- Generates an interactive overview result table and highlights critical results
- Exports results to PowerPoint and allows addition of animated gifs/h3d
- Runs in batch mode
- Is solver independent

Do More with HyperView!

Ideal for Organizations that:

- Perform frequent reports to document models and results
- Want a standardized appearance for their reports
- Want to allow the engineer to focus on the interpretation and understanding of critical results

"[The Automated Reporting Director] has cut down 4 hours of cropping and adjusting pictures to about 20 minutes work."

Scott Janowiak
Senior Numerical Simulation Engineer
MAHLE

Automated Reporting Director

Enterprise reports, definition, auto-creation and publishing

Altair's Automated Reporting Director (ARD) empowers engineers by removing the non-value add tasks associated with the mechanics of report generation. Engineers can focus entirely on interpreting and understanding simulation results as opposed to manually creating required reports.

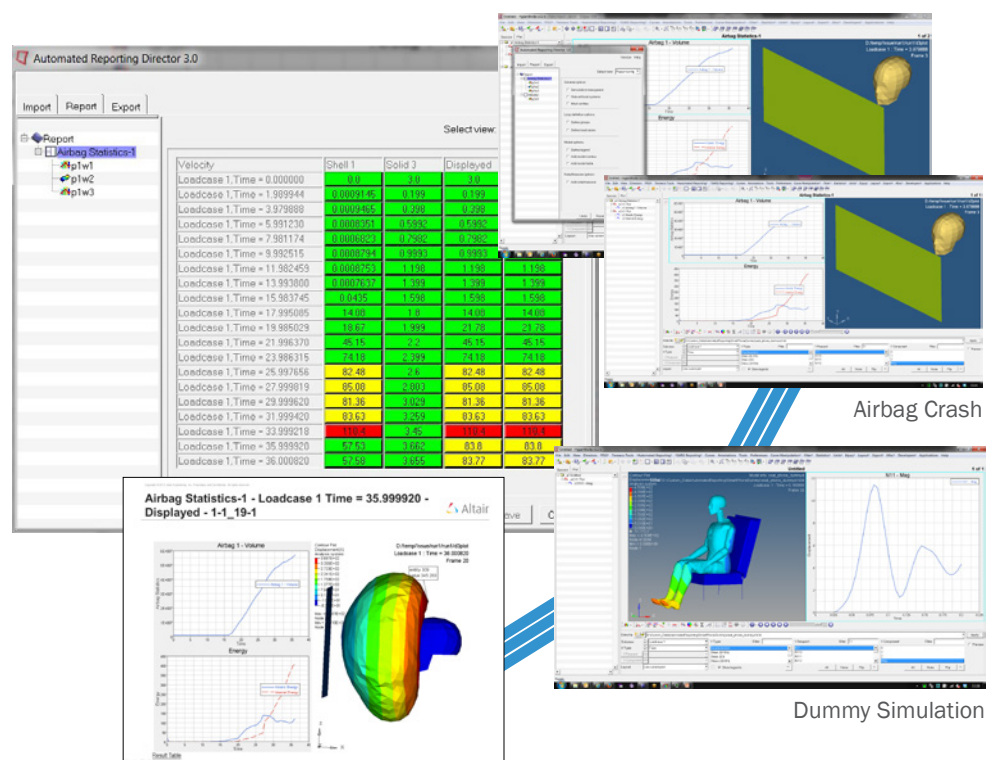
ARD is an invaluable tool to use whenever an engineer has the need to create, exchange, or present simulation result reports internally and externally.

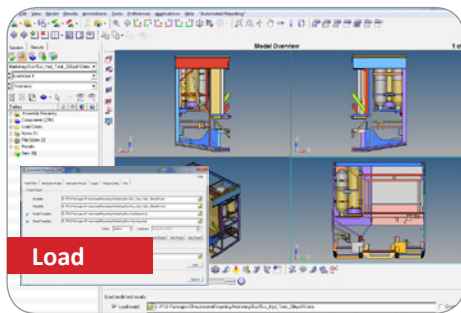
ARD is highly tailored to best practices. It is independent of industry, product type or simulation result type (e.g. stress, fatigue and/or vibration). Altair's solution reduces time and costs while enhancing performance and standardizing reports across an enterprise.

Automated Reporting Director solutions streamlines:

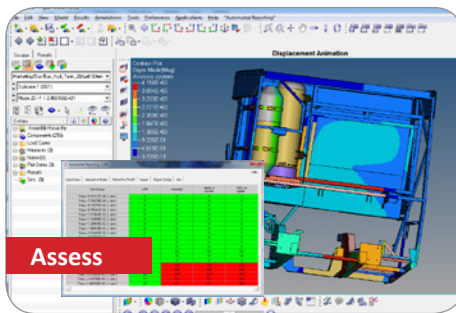
- Importing pre-defined standard templates
- Loading required model and simulation data
- Creating reports for interactive review
- Adapting pages and windows as desired (views, groups, etc.)
- Adapting export layouts as desired (title, animated gifs, etc.)
- Exporting reports to PowerPoint presentations

With the Automated Reporting Director, an engineer can export simulation data to PowerPoint with one click allowing more time to focus on the interpretation and understanding of the results.






Load your model, the result and the report template



View group and load case in HyperView



Export to PowerPoint and detect the best view to see critical elements

Capabilities:

Automated Reporting Director offers a complete set of capabilities to assess simulation results and generate PowerPoint reports.

- Load model and result file
- Apply same report template to sub-components of simulation models
- Loop over all defined groups and load cases, extract the results, apply the contour, automatically detect result maxima or hot spots, find the best view, create notes
- Exclude components from the analysis not relevant for the assessment
- Create interactive model and result tables

Interactive Review:

- Go through a report to optimize views
- Review results with an overview table
- Modify groups, threshold, etc.

Model Table:

- Populate results into interactive tables allowing the user to click on an individual cell to display the selected components in the HyperView graphic window
- Display different result types on individual pages, e.g. material plot, thickness, max stresses

Result Table:

- Populate results into interactive overview tables listing all load cases and components and displaying the results in the individual cells
- Enable users to click on an individual cell to display the selected result combination of components in the graphic window

- Save any adjustments of views or notes position to be applied for the report generation
- Export only results above a critical value
Critical results are highlighted in red to allow users to focus the review on the critical parts

Export to PowerPoint:

- Generate a screen shot and create a slide for each result
- Utilize individual master PowerPoint for the report generation
- Export inactive result table
- Include animated plots


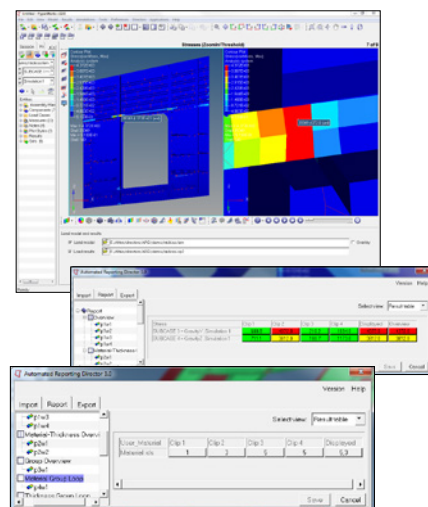
Batch Mode:

- Generate PowerPoint report automatically after the simulation run
- Save session file for easy access to review interactively in HyperView mode

Deployment:

Altair's team will work to understand unique practices and ensure that the Automated Reporting Director meets specific requirements. Our experts support the following tasks:

- Evaluate current methods to assess the simulation results and generate reports
- Align the automation solution base module accordingly
- Adjust PowerPoint master and HyperView templates to customer's specific look and feel
- Provide quick start and periodical checkpoint to ensure successful user experience



Altair Engineering, Inc.
1820 E. Big Beaver Rd. Troy, MI 48063-2031 USA
Phone: +1.248.614.2400 • Fax: +1.248.614.2411
www.altair.com • info@altair.com

For more information about Automated Reporting Director and other Enterprise Solution Offerings, contact us at info@altair.com

Altair helps companies to solve business and engineering problems at the desktop, team and enterprise levels. We work closely with our clients to increase organizational efficiency and decision-making by building solutions that are tailored to their unique environment and processes. These solutions include: cloud-based simulation and high-performance technical computing, CAE workflow automation, and specialized data analytics applications.